

RES-Q February 2019 Update

Welcome to the first RES-Q update of 2019. After a very busy 2018, we have been working hard during these first few weeks on the latest RES-Q updates, news of which we are happy to bring you.

In this issue:

1. March is Data Collection Month for pre-ESOC results
2. Czech Stroke Society-Angels Initiative & RES-Q Joint Meeting
3. RES-Q Reports goes LIVE!
4. RES-Q in Oman

MARCH IS DATA COLLECTION MONTH


The next official round of data collection for RES-Q will take place in March 2019.

The official start of data collection will be March 1st, 2019, and it will conclude on March 31st, 2019 (these dates represent patient discharge dates).

For inclusion in preliminary results prior to ESOC 2019, all data must be entered in RES-Q by April 15th, 2019.

Important Data Collection Guidelines

1. **For hospitals only participating in RES-Q which do not collect data continuously**, the next data collection period will be in March 2019.
2. **For hospitals participating in the ESO Angels Awards program**, data for the first quarter of 2019 (January – March) will be used.
3. The minimum required data collection is 30 consecutive patients.

 For sites which will not have 30 consecutive patients within the given time period, patients admitted prior to the data collection period may be entered such that they still represent 30 consecutive patients (i.e. that collection period could be e.g. February 15 till March 31 to obtain sample of 30 patients).

4. National coordinators will be provided with a summary of data entry for all hospitals in their country at the mid-point (~March 19th); after the end of preliminary data collection (~April 15th); and after data is finalized (~June 1st).
5. National summary reports (summary statistics broken down per hospital), including ESO Angels Awards status, will be made available to National Coordinators and Local Coordinators on RES-Q Reports (www.qualityregistry.eu/data) after the conclusion of data collection.

RES-Q Czech Workshop 2019

On the 16th of January the Czech Stroke Society held a joint meeting with the Angels Initiative to familiarize the Czech local coordinators with the newer RES-Q projects introduced during 2018, as well as present the RES-Q Reports dashboards.



Robert Havalda from the Angels Initiative opened the session and introduced the current Czech registry data.



Dr Ales Tomek and Prof. Robert Mikulik introduced the updates, and stroke specialists from across The Czech Republic reviewed it and gave their recommendations. The Czech Republic will be moving towards continuous monitoring of the recanalized patients in 2019, and collecting data from all stroke patients for two quarters per year.

Prof. Mikulik and Andreea Grecu also introduced and discussed the Angels Stopwatch App.




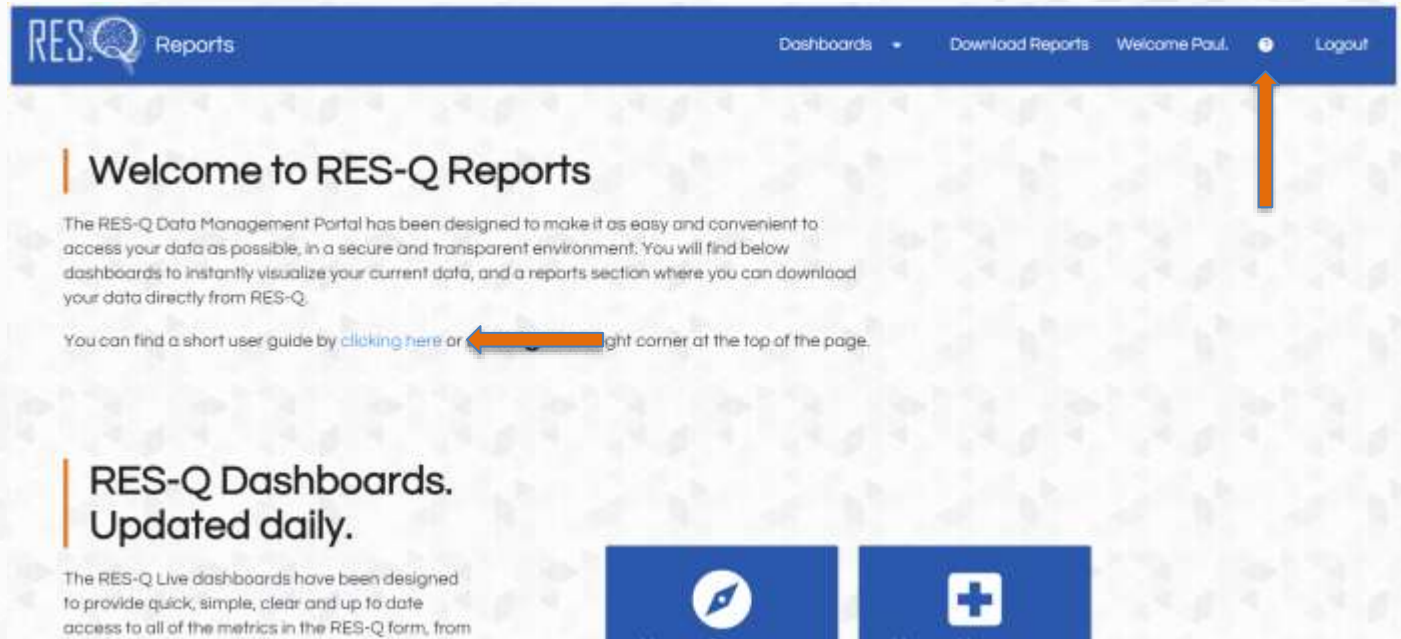
RES-Q Reports is Live!

RES-Q Reports, which we have been working on for the last six months is now LIVE and available to all RES-Q users. As we have mentioned in previous updates, RES-Q Reports will make the data entered by all of the RES-Q hospitals more accessible and easier to use. The combination of Live Dashboard and downloadable reports means that our national and site coordinators are in control of how they access their data.

We have built RES-Q Reports with simplicity in mind, and we have provided a 'How To' guide to help get you started. If you would like to view RES-Q Reports all you need to do is visit www.qualityregistry.eu/data and, using your RES-Q login details, you will be able to view all data for your country or hospital. RES-Q Reports offers downloadable data in Excel, PowerPoint and RAW formats. You can also download them all at once in a zipped file.

If you would like to download the RES-Q Reports User Guide you can click on [RES-Q Reports User Guide](#). Alternatively, you can follow the links on the RES-Q Reports homepage below.

Just follow the 



RES-Q Reports

Dashboards + Download Reports Welcome Paul. Logout

Welcome to RES-Q Reports

The RES-Q Data Management Portal has been designed to make it as easy and convenient to access your data as possible, in a secure and transparent environment. You will find below dashboards to instantly visualize your current data, and a reports section where you can download your data directly from RES-Q.

You can find a short user guide by [clicking here](#) or [right corner](#) at the top of the page.

RES-Q Dashboards. Updated daily.

The RES-Q Live dashboards have been designed to provide quick, simple, clear and up to date access to all of the metrics in the RES-Q form, from

We hope all of our RES-Q coordinators find RES-Q Reports useful and we would love to hear your feedback. If you have any questions or comments please contact us at admin@qualityregistry.eu.

RES-Q presented in Oman

The Angels Initiative, held its annual meeting in Oman in January. At this time, Oman is pursuing their own quality monitoring initiatives, however the meeting provided a fantastic opportunity to meet and learn from leaders in healthcare in Oman about how they are tackling the increase in non communicable diseases as the major healthcare challenge they are facing.





The Angels Initiative meeting His Excellency Dr. Ahmed Al Saidi, Minister of Health of The Sultanate of Oman, Dr. Sultan al Busaidi, Dr Amal Al Hashmi and Dr. Qamra Al-Sariri.

RES-Q's coordinator, Paul Benbow, was invited to attend the meeting which included a visit to the Ministry of Health of the Sultanate of Oman, and to visit a Muscat Khoula Hospital to take part in a simulation and learn how they treat acute stroke.



The Angels Initiative and RES-Q coordinator, visiting Muscat Khoula Hospital.

The meeting was also an opportunity to meet with the Angels Initiative consultants and discuss RES-Q Reports as a new tool for hospitals and other RES-Q updates that will be coming during 2019.



The Angels Initiative meeting in Oman was a fantastic opportunity to meet with and learn from colleagues from across Europe and, of course, talk about RES-Q.