

## RES-Q April 2019 - Data Collection Update

Since the pre-ESOC data collection period is close to finalizing, we wanted to update you on a few ways you can check on your hospital's or country's data collection progress, and remind you of the steps post-data collection.

### In this issue:

1. How do I find RES-Q Reports?
2. How do I check my data?
3. After data collection
4. Reminders for data collection deadlines

## How do I find RES-Q Reports?

RES-Q Reports is the companion data portal for the main RES-Q Registry. You can use the same credentials (username and password) as the ones you use for the RES-Q Registry. You can access RES-Q Reports through the following methods:

- Directly at its link: [www.qualityregistry.eu/data](http://www.qualityregistry.eu/data).
- From the main RES-Q homepage: [www.qualityregistry.eu](http://www.qualityregistry.eu).
- From the main RES-Q registry homepage: [www.qualityregistry.eu/resq](http://www.qualityregistry.eu/resq).
- After you log in to the registry, from the menu bar next to the **Add patient** link.

For any issues regarding the RES-Q Reports, please contact us at [admin@qualityregistry.eu](mailto:admin@qualityregistry.eu).

**How to find your RES-Q data, dashboards and reports**  
[www.qualityregistry.eu/data](http://www.qualityregistry.eu/data)

**1** FROM THE HOME PAGE:  
[WWW.QUALITYREGISTRY.EU](http://WWW.QUALITYREGISTRY.EU)

Join | Registry Login | Reports Login

**2** FROM THE REGISTRY LOGIN PAGE:  
[WWW.QUALITYREGISTRY.EU/RESQ](http://WWW.QUALITYREGISTRY.EU/RESQ)


RES-Q Home | RES-Q Reports

**3** AFTER LOGGING IN TO THE REGISTRY:  
ON THE PATIENT LIST PAGE

Tasks | Tutorial | RES-Q Reports

## How do I check my data?

A user manual for utilizing the RES-Q Reports can be found here:

[https://qualityregistry.eu/static/assets/RESQ\\_Reports\\_user\\_guide\\_formatted.pdf](https://qualityregistry.eu/static/assets/RESQ_Reports_user_guide_formatted.pdf), as well as on the RES-Q Reports Homepage by clicking the  button on the top right corner.

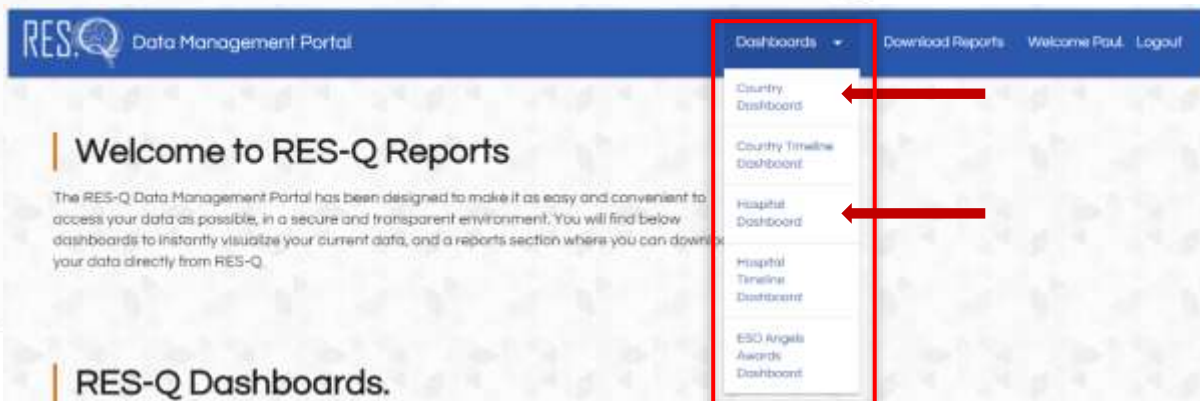
**If you find irregularities in your data, or you are unsure about why some percentages are too low / high, CONTACT US AS SOON AS POSSIBLE.**

A short overview for National Coordinators and Local Coordinators follows:

1. Go to [www.qualityregistry.eu/data](http://www.qualityregistry.eu/data), and click the **Login** button.



2. To view the National Coordinator (NC) Dashboard or the Local Coordinator (LC) Dashboard click on **Dashboards** at the top of the page and choose the Country Dashboard (NC) or the Hospital Dashboard (LC).



3. You will be taken to the Country / Hospital Dashboard for Q1 2019 and will be able to view data for all patients that have been discharged in Q1 2019 so far.
4. For **National Coordinators**, if you wish to view the number of a patients enrolled by each hospital, just view the highlighted metrics below.



5. For **Local Coordinators**, if you wish to view the number of patients enrolled by your hospital in this quarter, view the similar metrics as above.

**Please keep in mind that data on the dashboards is not final, as some of the validation steps we conduct in data post-processing are not implemented here. However, the dashboards do reflect accurate values within +/- 3%.**

## After data collection

Immediately after April 20<sup>th</sup>, we will:

- Download the entire RES-Q dataset 2016 – 2019.
- Calculate the summary statistics, generate PowerPoint presentations, and calculate the ESO Angels Awards standing.
- Make all of the above available in the following week at [www.qualityregistry.eu/download](http://www.qualityregistry.eu/download), with all the retrospective reports updated.
- Send a notification email to all RES-Q users as soon these become available.
- **If you find irregularities in your data or reports, contact us as soon as possible.**

## APRIL IS DATA ANALYSIS MONTH


**The official round of data collection for RES-Q is during March and April 2019.**

**The official start of data collection is March 1st, 2019, and it will conclude on March 31st, 2019 (these dates represent patient discharge dates).**

**For inclusion in preliminary results prior to ESOC 2019, all data must be entered in RES-Q by April 15th, 2019.**

## Important Data Collection Guidelines

1. **For hospitals only participating in RES-Q which do not collect data continuously**, the data collection period is in March-April 2019.
2. **For hospitals participating in the ESO Angels Awards program**, data for the first quarter of 2019 (January – March) will be used.
3. The minimum required data collection is 30 consecutive patients.

 For sites which will not have 30 consecutive patients within the given time period, patients admitted prior to the data collection period may be entered such that they still represent 30 consecutive patients (i.e. that collection period could be e.g. February 15 till March 31 to obtain sample of 30 patients).

4. National coordinators can always monitor the progress of the hospitals in their data collection effort through the National Coordinator Dashboard on [https://qualityregistry.eu/data/national\\_dashboard](https://qualityregistry.eu/data/national_dashboard). Local Coordinators can monitor the progress of their hospital through a similar dashboard at [https://qualityregistry.eu/data/local\\_dashboard](https://qualityregistry.eu/data/local_dashboard).
5. National summary reports (summary statistics broken down per hospital), including ESO Angels Awards status, will be made available to National Coordinators and Local Coordinators on RES-Q Reports ([www.qualityregistry.eu/data/download](http://www.qualityregistry.eu/data/download)) after the conclusion of data collection.